



This is not the published version of the article / þetta er ekki útgefna útgáfa greinarinnar

Author(s)/Höf.: Martin Holstrup, Bodil K. Ehlers, Stine Slotsbo, Krassimira Ilieva-Makulec, Bjarni Diðrik Sigurðsson, Niki Leblans, Jacintha Ellers, Matty P. Berg

Title/Titill: Functional diversity of Collembola is reduced in soils subjected to short-term, but not long-term, geothermal warming

Year/Útgáfuár: 2018

Version/Útgáfa: Article in press / lokaútgáfa höfundar

Please cite the original version:

Vinsamlega vísið til útgefnu greinarinnar:

Holmstrup, M., Ehlers, B. K., Slotsbo, S., Ilieva-Makulec, K., Sigurdsson, B. D., Leblans, N. I., ... & Berg, M. P. (2018). Functional diversity of Collembola is reduced in soils subjected to short-term, but not long-term, geothermal warming. *Functional ecology*, 32(5), 1304-1316.

DOI: 10.1111/1365-2435.13058

Rights/Réttur: © 2018 The Authors. *Functional Ecology* © 2018 British Ecological Society

PROFESSOR MARTIN HOLMSTRUP (Orcid ID : 0000-0001-8395-6582)

MISS STINE SLOTSBO (Orcid ID : 0000-0001-9974-0014)

DR JACINTHA ELLERS (Orcid ID : 0000-0003-2665-1971)

Article type : Research Article

Editor : Sergio Rasmann

Section : Community Ecology

Functional diversity of Collembola is reduced in soils subjected to short-term, but not long-term, geothermal warming

Martin Holmstrup^{1,2*}, Bodil K. Ehlers¹, Stine Slotsbo¹, Krassimira Ilieva-Makulec³, Bjarni D. Sigurdsson⁴, Niki I. W. Leblans^{4,5}, Jacintha Ellers⁶ and Matty P. Berg^{6,7}

¹ Department of Bioscience, Aarhus University, Vejlsøvej 25, 8600 Silkeborg, Denmark

² Aarhus Institute of Advanced Studies, Aarhus University, Høegh Guldberggade 6B, 8000 Aarhus C, Denmark

³ Institute of Ecology and Bioethics, Cardinal Stefan Wyszyński University, Woycickiego 1/3, 01-938, Warsaw, Poland

⁴ Agricultural University of Iceland, Hvanneyri 311 Borgarnes, Iceland

⁵ University of Antwerp, Department of Biology, 2610 Wilrijk, Belgium

⁶ Department of Ecological Science, Animal Ecology Group, Vrije Universiteit, Amsterdam, De Boelelaan 1085, 1081 HV, Amsterdam, The Netherlands

⁷ Groningen Institute of Evolutionary Life Science, Community and Conservation Ecology
This article has been accepted for publication and undergone full peer review but has not been through the copyediting, typesetting, pagination and proofreading process, which may lead to differences between this version and the Version of Record. Please cite this article as doi: 10.1111/1365-2435.13058

This article is protected by copyright. All rights reserved.

Group, University of Groningen, Nijenborgh 7, 9747 AG, Groningen, The Netherlands

Corresponding author:

Martin Holmstrup

Email martin.holmstrup@bios.au.dk;

Phone +45 30183152

Summary

1. Human activities have caused global changes of atmospheric chemistry resulting in increased temperature especially in the colder regions of the northern hemisphere. Since warming of the environment can have drastic effects on terrestrial ecosystems it is important to experimentally evaluate the extent of such effects in long-term field-based experiments. In the present study we make use of both recent (short-term) and long-term geothermal warming of Icelandic soils to examine the responses of Collembola, an ecologically important group of soil invertebrates, to warming.

2. Based on metabolic scaling theory, we hypothesized that species of small size would be more successful in warmed soils than species of larger size. Further we expected that top-soil dwelling species would benefit more from warming than deep-soil dwelling species. In order to test these hypotheses we sampled Collembola along replicated gradients of increasing temperature in areas that had been heated for about six years and more than 50 years, respectively. Collembola were identified to species level, counted, and the community-weighted mean trait scores for six functional and ecological traits were calculated.

3. Results show that both short-term and long-term soil warming caused a shift towards a higher relative abundance of species with small body size. Further, abundance of top-soil dwelling Collembola tended to increase after short-term warming, but the opposite was observed after long-term warming.

4. Using trait-based diversity indices (FRic and RaoQ), we show that functional richness and diversity of Collembola communities was significantly reduced (almost halved) as a result of short-term soil warming to about 10 °C above normal, but this effect was not detected in plots equally warmed for more than 50 years. This indicates that the functional diversity of Collembola communities have high resilience towards soil warming in a long-term perspective.

Key-words: adaptation, ecological traits, global warming, springtails, soil ecology

Introduction

The activities of humans have caused global changes of atmospheric chemistry and climate. These changes are likely to continue in the near future due to projected increasing concentrations of greenhouse gases in the atmosphere, resulting in increased temperatures over large parts of the Earth's surface and, especially, in the colder regions of the northern hemisphere (IPCC 2013). Physiological reaction rates are dependent on temperature, which is therefore probably the most important environmental factor determining the abilities of ectothermic animals to move, feed, grow and reproduce (Willmer, Stone & Johnston 2000). In addition, extremely high and low temperatures are damaging, and the thermal tolerance of

species often sets the limits for the geographic distribution of populations (Huey & Kingsolver 1989; Berman *et al.* 2002; Kellermann *et al.* 2012). Environmental change such as warming of a habitat may result in physiological constraints of individuals, which will have impact on fitness and ultimately cause changes of community composition of the particular habitat (Sinclair *et al.* 2016). Global warming can be considered as a gradually increasing or cumulative selection pressure on the ecosystem with a chronic effect on the species present in the community. Some species may be pre-adapted to warming or may be able to adapt through evolutionary processes. If the adaptive potential of the species in the community is of sufficient magnitude the ecological resilience of the community may be sufficient to absorb the disturbance and return to the original state (Holling 1973; Bengtsson 2002).

Since increasing temperatures can have drastic effects on terrestrial communities (Walther *et al.* 2002; Parmesan & Yohe 2003), it is important to experimentally evaluate the extent of such effects. Several field-based experiments that manipulate climatic parameters have addressed this problem, but most of these studies are short-term (less than 5-10 years) and very few have been running for more than a decade (Blankinship, Niklaus & Hungate 2011; Bokhorst *et al.* 2012; Holmstrup *et al.* 2013; Estiarte *et al.* 2016). Although such (relatively) short-term experiments give us insight into the immediate responses of organisms to warming effects, adjustments of community and ecosystem composition to a warmer environment may require many generations of different species to reach a new equilibrium state, requiring observations at a longer time-scale than used in most manipulation studies. One way to assess the long-term impact of warming on terrestrial communities is the use of natural geothermal temperature gradients within local areas establishing “outdoor laboratories” (O’Gorman *et al.* 2014). Although geothermal warming does not influence the temperature of the aboveground atmosphere to any great extent (Sigurdsson *et al.* 2016), such

Accepted Article

systems may be used to test hypotheses about the influence of warming *per se* on soil organisms. In the present study we make use of both recent (short-term) and long-term geothermal warming of Icelandic soils to examine the responses of soil invertebrates to both recent and long-term warming.

We aimed to study the effect of soil warming on springtails (Collembola), an important group of soil microarthropods that enhances the decomposition of dead plant material in ecosystems (Hopkin 1997). Microarthropods positively affect the decomposition of leaf and root litter directly via litter consumption and indirectly via an increase in the rate of microbial activity due to fragmentation of plant litter, microbial propagulae dispersal and grazing on decomposer fungi and bacteria (Seastedt 1984; Cragg & Bardgett 2001; Hättenschwiler, Tiunov & Scheu 2005). We used recently (six years at time of sampling) emerged gradients in soil temperature, caused by an earthquake in May 2008 that induced local shifts in geothermal systems, thereby heating previously un-warmed grassland areas in south-west Iceland. In these areas, and in similar nearby grassland areas that had been heated for more than 50 years (also due to geothermal heating), we compared the Collembola communities along soil temperature gradients ranging from un-warmed soils to soils warmed by ca. 10 °C (Sigurdsson *et al.* 2016). This allowed us to compare short-term and long-term responses of Collembola communities to soil warming. As a supplement to traditional taxonomic evaluation of the community we also employed an analysis of community-weighted mean traits, since species responses to warming are likely linked to their physiological and ecological attributes. Such analysis allows an alternative grouping of species' responses which may generate new and more mechanistic explanations of community changes than the traditional taxonomic approach (McGill *et al.* 2006). Species traits play a central role, because they determine not only how a species responds to environmental change, but also how these responses may influence ecosystem functions.

Morphological, ecophysiological or ecological traits have previously been used to explain responses of Collembola to climatic manipulations (Makkonen *et al.* 2011; Bokhorst *et al.* 2012).

Collembola like other soil organisms often exhibit a distinct vertical stratification (Lee 1985; Hopkin 1997; Berg *et al.* 1998) and are often divided into surface-dwelling litter species (epigeic species), and truly soil-living species which occupy deeper soil layers (eu-edaphic species). Hemi-edaphic species occupy the upper soil layers and deeper litter and have an intermediate vertical distribution. Thermal variability in soil is highly influenced by the depth; for example, diurnal temperature amplitude could be >15 °C at 5 cm depth, and <5 °C at 15 cm depth in a Danish grass field during summer (Holmstrup 1999). Variability of the thermal conditions of a particular habitat is often reflected in the thermal plasticity of the species living there. Eu-edaphic species occupy relatively stable environments, whereas hemi-edaphic and especially epigeic species can be exposed to more fluctuating and more extreme thermal environments. Accordingly, eu-edaphic species of Collembola have been shown to have relatively poor acclimation responses to changes in temperature and are less able to cope with rapid shifts to extreme or low temperatures compared to epigeic and hemi-edaphic species (Bahrndorff *et al.* 2009; Van Dooremalen, Berg & Ellers 2013).

Van Straalen (1994) has shown that developmental rate of eggs of epigeic and hemi-edaphic species was faster and more responsive to increasing temperature than in eu-edaphic species, which would give an ecological advantage to the species living in and on the surface layers if temperatures increase, and a better ability to exploit short periods of warming (Van Straalen 1994; Berg *et al.* 2010). Our main hypothesis was therefore that epigeic and hemi-edaphic Collembola would be more tolerant to high temperatures and generally benefit more than eu-edaphic Collembola from increased mean temperatures and increased fluctuations in temperature. Further, we hypothesized that the functional diversity of Collembola

communities of the recently warmed site would be lowered more by warming than in the communities of the long-term warmed site, where species composition of the communities would have been adjusted to warming.

Methods

Field site

The study was conducted at the ForHot research site (Sigurdsson *et al.* 2016), which is located in the Hengill geothermal area, 40 km east of Reykjavik, Iceland (64°00'01" N, 21°11'09" W; 100 – 225 m a.s.l.). The dominant soil type in this area is Brown Andosol. The mean annual temperature between 2004 and 2014 in the nearby village Eyrarbakki was 5.2 °C, and the mean temperature of the warmest and coldest months, July and December, were 12.2 °C and -0.1 °C, respectively. The mean annual precipitation during the same period was 1431 mm (Icelandic Meteorological Office). The main vegetation type at the ForHot research site was unmanaged grassland, dominated by *Agrostis capillaris*, *Ranunculus acris* and *Equisetum pratense*. In this grassland, two areas that had been subjected to geothermal warming for different periods of time were studied. One area had probably been warmed for centuries, based on different historical sources and soil profile surveys, and no change in the location of the hotspots had been recorded during the preceding 50 years (Sigurdsson *et al.* 2016). This grassland was termed “LWG” (“Long-term Warming Grassland”). The second grassland, which was located 2 km SE from LWG, had been warmed since 29th of May 2008, when a large earthquake shifted geothermal systems to previously un-warmed soils (Sigurdsson *et al.* 2016). This study area was termed “SWG” (“Short-term Warming Grassland”). Within these sites different heat sources (so-called “hotspots”) were located. At

Accepted Article

site SWG there were two, and a site LWG four hotspots (see example in Fig S1).

Soil warming in the study plots was caused by heat conduction from the underlying bedrock that was warmed from within by hot groundwater. The soil warming increment was relatively constant throughout the year as soil temperature at 10 cm depth (T_s) changed to similar degree, with seasonal fluctuations of T_s at all warming levels. Extreme deviations were exceptional (Sigurdsson *et al.* 2016). Temperatures increased with depth (below 10 cm) at the warmer ends of the transects (i.e. at +5 and +10 °C), but temperature differences between 10 and 5 cm depth were always less than 2 °C (Sigurdsson *et al.* 2016). Geothermal water was confined within the bedrock and no signs of soil contamination by geothermal byproducts were found. No large changes in pH or soil moisture occurred along the warming gradients (Sigurdsson *et al.* 2016). Species richness of plants was higher in the LWG than in SWG plots (Michielsen 2014). Interestingly, no significant changes in dominant plant species occurred along the soil warming gradients, however, the length of growing season linearly extended with on average 2.1 days per °C soil warming (Leblans *et al.* in press).

Experimental design

An overview of the study area is shown in Fig. 1. In October 2012, five replicate transects radiating from the hotspots were established in each site. In the LWG site, four transects (transect 1-4) were placed relatively close to each other covering an area of approximately 50×100 m, and transect 5 was placed about 500 m away (Fig. 1). At the SWG site, transects 1-3 covered an area of about 40×40 m about 500 m from transects 4-5 that covered an area of about 50×30 m (Fig. 1). At each transect, we selected five T_s levels including un-warmed soil and four (three at LWG) warming levels of approximately +0.5, +2 (only at SWG), +3.5 and +8 °C. At each T_s level, a 2×2 m permanent measurement plot was established, accompanied

with a 0.5×0.5 m subplot for destructive measurements in which the soil cores for microarthropods were taken. The transects at each site thus represented five similar temperature gradients running either uphill or downhill from the heat sources providing a certain natural randomization. The length of each transect was typically ca. 50 m and the distance between permanent plots typically got shorter with increasing temperatures, but not less than ca. 5 m. Due to the physical conditions at the study sites (e.g. local steep slopes, large boulders/rocks, and unequal physical distance between isotherms (see example in Fig S1)), it was not always possible to place plots and transects, respectively, with equal distance between them (Fig. 1). Thus, the design provided replication of the warming and warming duration as far as the natural physical conditions allowed. Due to the small body size and relatively low mobility of Collembola (Bengtsson, Hedlund & Rundgren 1994), we judge the field plots to be sufficiently large to avoid noteworthy emi- or immigration and edge effects from neighbouring plots of different temperature.

Temperature measurements

Plot-specific T_s was recorded with HOBO TidbiT v2 Water Temperature Data Loggers (Onset Computer Corporation, USA) on an hourly basis at 10 cm soil depth from the 8th of May 2013 until sampling of microarthropods (the 11th of September 2014). The plot-specific temperature data allowed us to use regressions in the analysis of Collembola data (see Statistical analysis). For this purpose, we calculated overall mean temperature (mean of all hourly measurements during the period), absolute maximum, absolute minimum, overall temperature amplitude and mean diurnal temperature amplitude.

The establishment of plots along the soil temperature gradients resulted in soils with increasing mean temperature, but also with different variability of soil temperature. The general trend was that variability of soil temperature increased with increasing soil warming

(pairwise correlations mean temperature *versus* absolute (annual) temperature amplitude: SWG: $r = 0.55$, $P = 0.0037$; LWG: $r = 0.56$, $P = 0.0002$; and mean temperature *versus* mean diurnal temperature amplitude: SWG: $r = 0.55$, $P = 0.004$; LWG: $r = 0.4$, $P = 0.01$) (Supplementary Figs S2 and S3). Thus, both the absolute amplitude of temperatures and the mean diurnal temperature amplitude increased with mean temperature, but mostly so in SWG (Supplementary Figs S2 and S3). In addition, mean diurnal temperature amplitude and absolute temperature amplitude were highly positively correlated with each other (pairwise correlations absolute temperature amplitude *versus* diurnal temperature amplitude: SWG: $r = 0.92$, $P < 0.0001$, LWG: $r = 0.73$, $P < 0.0001$). Therefore, we used only mean soil temperature as explanatory variable in the further analysis of Collembola data.

Sampling of Collembola

Microarthropods were sampled on the 11th of September 2014 using a cylindrical soil corer with an inner diameter of 6 cm to a depth of 5 cm. Two soil cores were sampled from each plot. The samples were kept in closed plastic cylinders at 5 °C until extraction which was initiated within 5 days after collection. Microarthropods were extracted in a high gradient extraction apparatus (MacFadyen type), where the temperature in the upper compartment increased stepwise from 25 °C to 50 °C within seven days while the temperature at the lower compartment remained constant at 3 °C (Krogh & Pedersen 1997). If the soil cores had not dried after seven days, the extraction was continued until dryness was attained. The microarthropods were collected in benzoic acid and subsequently conserved and stored in glycerol until identification. Collembola were identified to species level according to Fjellberg (1998; 2007). The two sub-samples from each plot were combined and abundance per m² was calculated.

Collembola traits

We selected six functional traits and ecological preferences that expectedly would be responsive to warming (outlined in Table 1). For simplicity, we refer to all the species characteristics listed in Table 1 as “traits” although this is an extension of the definition of traits used by Violle et al. (2007). These traits included life form, moisture preference, habitat width, dispersal ability, food preference and body mass. Life form relates to the adaptation of Collembola to life in soil (Hopkin 1997) and was based on a set of five morphological traits, i.e. body pigmentation, furca length, number of ommatidia, hair length, and length of antenna relative to body size (see da Silva *et al.* (2012) for details) and resembles the vertical stratification grouping of Gisin (1943). Since “life form” is a combined trait, we used Principal Component Analysis to separate species and group them into one of three groups: eu-edaphic, hemi-edaphic or epigeic (Supplementary Fig. S4). Collembola life form is a highly responsive trait in relation to abiotic stressors. From surface to soil-dwelling species, there is a reduction in body pigmentation, furca length, number of ommatidia, hair length, and relative length of antenna. These changes pin-point into the direction of adaptation to life in soil and are proxies for physiological traits (heat and cold tolerance; drought and inundation tolerance) that we did not have for all these species. Therefore, we used these morphological proxies to define vertical stratification groups. Soil-dwelling species tend to be more sensitive to climate fluctuations, have a reduced metabolic rate and an increase in parthenogenetic mode of reproduction. We therefore argue that this group should respond strongly to warming compared to surface-living species. Species with an epigeic life form are colorful (often with contrasting stripes or spots), have eight ocelli on each side of the head, long antenna, a fully developed furca and are often large in size. Eu-edaphic species on the other hand are often blind, without cuticular pigmentation, have short antenna and a reduced or absent furca. The hemi-edaphic species are intermediate in these traits (diffuse coloration,

Accepted Article

1-7 ocelli, furca reduced, antenna of intermediate size). Values for these morphological traits were taken from Fjellberg (1998; 2007). Moisture preference was based on occurrence of species in habitats differing in soil moisture and were used as a proxy for drought tolerance. Species were classified into moisture preference groups following Kuznetsova (2003). If the hygro-preference of a species was not mentioned in this publication, Fjellberg (1998; 2007) and the identification series Synopsis on Palaearctic Collembola (Dunger 1994) were consulted. To harmonize the moisture preference information across publications we used Kuznetsova (2003) for calibration. Habitat width is a proxy for environmental tolerance (Lindberg & Bengtsson 2005). Species were classified as either eurytopic or stenotopic based on Kuznetsova (2002), and the same procedure was used for missing species as described in moisture preference. Dispersal ability was based on a combination of three morphological traits related to the mobility of the species, i.e. the number of ocelli, furca development and relative leg length, following Ponge *et al.* (2006). Species with good eye sight (8 ommatidia), relatively long legs and a well-developed furca were classified as strong dispersers, while poor dispersers have shorter legs, a reduced furca and fewer ommatidia. Collembola diet is correlated to mouth part structure (Hopkin 1997), making mouthpart morphology a good proxy for food preference. Information on mouthpart structure was taken from Fjellberg (1998; 2007). Finally, body dry mass was indirectly estimated from body length, using dry weight to body length regressions provided by Caballero *et al.* (2004). Maximum body length for each species was taken from Fjellberg (1998; 2007) and used to calculate body dry mass selecting the allometric length-weight relationships from Caballero *et al.* (2004) of a species that was similar in body form to our species. The values of the six traits are shown for all species in Supplementary Table S1.

To determine if temperature had an influence on these traits we computed community-weighted mean trait values (T_m) for each experimental plot as:

$$T_m = \sum_i p_i x_i$$

Where x is the trait value of the i -th species and p_i is the relative abundance of the i -th species in a sample.

Statistical analysis

We analyzed soil warming effects on species richness and abundance of hemi-edaphic, and eu-edaphic species using linear mixed effects models. Epigeic species occurred in very low abundance and were therefore not analyzed as a group. Abundance of species was \ln transformed prior to analysis to meet assumptions for linear models (normally distributed errors, homogeneity of error variances). These variables were analyzed for the effects of Site (LWG or SWG; i.e. warming duration), Temperature and the interaction between those. We specified Site, Temperature, and their interaction as fixed effects and transects (nested within site) as random effect. Transects effects were included to account for the fact that observations within a transect will tend to be more correlated due to their spatial proximity. All models were fitted using the function `lmer` in the statistical R package `lme4` (Bates *et al.* 2015), and the significance of the effects of each model component was obtained by likelihood ratio tests. We tested for an interaction effect by comparing the full model containing the interaction (Site \times Temperature) effect with a reduced model where the interaction effect was omitted. We also analyzed each site separately and tested for an effect of temperature by backward model reduction. Here the full model [temperature plus transect (random)] was tested against a reduced model only containing transect. Residual plots were inspected visually to examine for violation of homoscedasticity.

We analyzed for each site the effect of temperature on the community weighted mean of the traits: life form, moisture preference, habitat width, dispersal ability, food preference and body mass. With the exception of body mass, these ordinal traits were re-coded into

numeric values assuming equi-distance between subsequent categories. We used linear mixed models, treating temperature as a fixed effect, and transect as random effect. Significance of temperature was obtained by backward model reduction as described above. Prior to analysis, to meet model assumptions, body mass was ln transformed, and habitat width square root transformed. No transformation was applied to the remaining variables.

To study if the trait divergence of species changed with soil warming, we calculated for each plot in each transect two indices of functional diversity: The functional richness index (FRic) and Rao's quadratic entropy index of diversity (RaoQ) (Villegger, Mason & Mouillot 2008; Pavoine & Bonsall 2011). These indices were calculated using the five ordinal ecological species traits (see Table 1). FRic reflects the range of trait variability in the trait space using the convex hull approach. RaoQ expresses the sum of dissimilarities in the trait space among all possible pairs of species weighted by the product of relative species abundance in a sample. We computed these indices using the FD package for R (Laliberte & Legendre 2010). For each site we analyzed for the effect of temperature using the same linear model as for community weighted trait means.

Site (SWG and LWG; duration of soil warming) was not replicated in a completely randomized test design (Fig 1). Within SWG there were two, and within LWG four hotspots (or heat sources) from which the transects were radiating. Analyzing diversity data with models using "Hotspot" as random factor nested within Site, for replication of warming duration is thus a potentially more conservative test for the effect of temperature than when using the models described above that use transects as random factor. The results of these analyses yielded virtually identical results (Table S2) and are not reported further. In addition, a similar analysis of diversity data using mean diurnal temperature amplitude as fixed factor also led to the same overall conclusion (Table S3) and is not reported further.

Results

Abundance and species richness

Continuous measurements of Ts showed that the soil thermal conditions in control plots (i.e. un-warmed plots) at SWG and LWG were essentially equal (Fig. 2). Also the Collembola communities of unwarmed control plots at SWG and LWG were similar for species richness, abundance and community-weighted mean traits (Table 2). In the control plots at both sites, the Collembola communities were dominated by the same 4-5 eu-edaphic and hemi-edaphic species (Table 2), but in total 22 species were found (Supplementary Table S1). Epigeic species were rare and occurred only in low abundance in our samples probably because our sampling method was not adapted to epigeic Collembola (epigeic species may simply escape during sampling of soil cores).

Species richness varied among sites ($\chi^2 = 5.03$, $df = 1$, $P = 0.025$) and decreased with temperature ($\chi^2 = 11.4$, $df = 1$, $P = 0.0007$; Fig. 2). Overall, including all temperatures, the species richness was highest at LWG. On average and at both SWG and LWG, the species number per sample decreased from 8.6 at control temperature (mean temperature 7 °C) to about 7 species per sample at 16 °C (Fig. 3). Moreover, we did not detect any significant Site×Temperature interaction suggesting that the impact of soil warming on species richness was similar in both sites (Site×Temperature interaction: $\chi^2 = 2.29$, $df = 1$, $P = 0.13$). The abundance of hemi-edaphic species showed, however, a significant interaction effect between Site and Temperature (Site×Temperature interaction: $\chi^2 = 8.28$, $df = 1$, $P = 0.0004$; Fig. 4). The abundance of hemi-edaphic species increased significantly with temperature at the SWG site (effect of Temperature at SWG: $\chi^2 = 4.84$, $df = 1$, $P = 0.028$) and decreased significantly with temperature at the LWG site (effect of Temperature at LWG: $\chi^2 = 6.1$, $df = 1$, $P = 0.014$). It should be noted, however, that the positive effect of temperature in SWG was driven by

one sample of extraordinarily high abundance (160,000 individuals m⁻² at 19 °C), and re-running the analysis without this value removed the significant positive effect of temperature at SWG ($\chi^2 = 1.29$, $df = 1$, $P = 0.26$), whereas there was still a significant Site \times Temperature interaction ($\chi^2 = 4.36$, $df = 1$, $P = 0.037$). For eu-edaphic species we detected no interaction between Site and Temperature (Site \times Temperature interaction, eu-edaphic Collembola: $\chi^2 = 0.17$, $df = 1$, $P = 0.68$). Abundance of eu-edaphic Collembola varied among sites (effect of Site: $\chi^2 = 6.86$, $df = 1$, $P = 0.01$), and showed a marginally significant decrease with increasing temperature (effect of Temperature: $\chi^2 = 3.68$, $df = 1$, $P = 0.055$). Overall, including all temperatures, the abundance of eu-edaphic Collembola was highest at LWG (data not shown).

Community traits

Life form (the community-weighted mean trait value) was negatively influenced by warming at SWG, but not at LWG, where no significant change in life form was seen (Table 3; Fig. 5). This means that the community at SWG became less dominated by eu-edaphic species (or more dominated by hemi-edaphic species) with increasing Ts. Community-weighted mean body mass was significantly reduced by mean temperature at both sites (Table 3; Fig. 6).

Community-weighted mean habitat width was significantly influenced by temperature at SWG, but not at LWG (Table 3; Fig. 7). At SWG, the proportion of eurytopic species increased with temperature, and these were completely dominating the community at the highest temperatures. The community-weighted mean moisture preference was not influenced by soil temperature and nor was dispersal ability (Table 3). The Collembola communities were strongly dominated by mesophilic and meso-hygrophilic species with low dispersal ability (Table 2). Most of the species found in our study had chewing mouth parts and the food preference trait was not influenced by soil temperature (Table 3).

Functional richness was negatively influenced by soil temperature in SWG, but not in LWG (Fig. 8; Table 3). Likewise, RaoQ was negatively influenced by soil temperature in SWG, but not in LWG (Fig. 8; Table 3).

Discussion

The main result of our study is that functional diversity of Collembola was drastically impaired by soil warming in the short term, but not in the long-term. To the best of our knowledge our experiment is the first to assess and compare soil warming effects on soil animal communities in both the short-term and long-term perspective. This comparison is important because climate change is taking place at a slow pace (over decades or centuries rather than annual), which will give species and ecosystems time to respond, evolve and perhaps adapt. Thus, the inherent problem with manipulation experiments that aim to elucidate the consequences of climate change is that they often last only for a limited period of time [see review in (Blankinship, Niklaus & Hungate 2011)], with the exception of a handful of studies lasting more than a decade (Makkonen *et al.* 2011; Holmstrup *et al.* 2013; Estiarte *et al.* 2016). A valuable aspect of the present experiment is that there were little – if any – differences in the control communities of these two situations giving a good opportunity to compare short-term and long-term responses of Collembola to soil warming.

Dispersal ability, as a community-weighted mean trait, was not influenced by soil warming in our study, meaning that we found no shift in species composition related to the dispersal ability of Collembola species. Berg *et al.* (2010) pointed out that dispersal ability must be a highly adaptive trait among animals and plants in the light of climatic changes, because this would provide an “inexpensive” plastic response to stress imposed by warming:

Accepted Article

simply move to habitats where conditions are more favorable. Although dispersal ability has been shown to affect Collembola community composition on the long-term, for instance in old fragmented forest landscapes with a patchy distribution of habitat (da Silva *et al.* 2012), in the short-term, active dispersal may not be of great help for Collembola species, as they are relatively small and live in the pore space of soils. Therefore, Collembola may actively disperse annually only on a centimeter to meter scale (Bengtsson, Hedlund & Rundgren 1994). In a long-term perspective, Collembola may also more depend on passive dispersal, e.g. by wind, rafting on water or by animal transport (Krivolutsky 2001; Coulson *et al.* 2002; Hawes *et al.* 2007). Even though Collembola in general do not actively move long distances, the passive dispersal of specimens could provide renewed introduction of species from nearby areas to the warmed soils. This is a possibility since un-warmed areas were adjacent to our study sites.

Interestingly, community-weighted mean habitat width was significantly influenced by temperature at SWG, but not at LWG. The results suggest an initial short-term positive response to warming of eurytopic species at the expense of stenotopic species, but this effect was not seen in the long-term warmed plots. Increased temperature often results in a dryer environment due to increased evaporation from vegetation and soil surface, which can result in a shift in Collembola community composition towards species with a low moisture preference (Makkonen *et al.* 2011). At the ForHot research site, however, no influence of habitat temperature on moisture preference (as a community-weighted mean trait) of the Collembola community was detected. The lack of response is likely explained by the high annual precipitation (1400 mm) of south west Iceland which resulted in relatively high soil water content even at the highest warming levels (Sigurdsson *et al.* 2016). We therefore conclude that moisture conditions were probably never limiting for Collembola in this habitat (Kærsgaard *et al.* 2004).

The food preference trait (based on mouthpart morphology) was not sensitive to warming level in our study, which might indicate that food distribution, quality and/or quantity did not become limiting for Collembola along the soil temperature gradients. Most Collembola species are generalist microbivores and shifts in microbial communities, or the vertical stratification of microbes (Berg, Kniese & Verhoef 1998), could therefore have influence on the Collembola community composition (Faber 1991). A number of studies have shown that increased temperature in general can have impacts on the relative proportions of fungi and bacteria in soil as well as on the microbial biomass (Blankinship, Niklaus & Hungate 2011; Garcia-Palacios *et al.* 2015). Studies of bacterial and fungal DNA in soils (5-10 cm depth) of our experimental sites show that the structure of bacterial communities was largely unaffected at temperatures up to 5 and 10 °C above normal in SWG and LWG plots, respectively (Radujković *et al.* in press). This may explain the lack of response in the food preference trait of Collembola if it is assumed that microbial communities in the higher soil layers (0-5 cm) was also not influenced by soil warming.

When evaluating the effects of warming on the categorical traits discussed above, we have to recall that the resolution at which traits were classified was sometimes low, with only a limited number of categories (cf. Table 1), because the traits were derived from species descriptions and field observations. There is therefore a risk that our approach could not detect effects of warming that were in fact there. To improve the use of trait-based methods we need trait measurements that are standardized and based on consensus on how they should be measured, however, such data are currently not available for Collembola (Moretti *et al.* 2017).

The temperature experienced by ectotherms during ontogenetic development has an impact on adult body size and often results in larger body size at low temperatures and *vice versa* (Atkinson & Sibly 1997). This is known as the temperature-size rule, and it has been

shown that global warming has already resulted in diminished body size of a number of species (Sheridan & Bickford 2011). Our study did not address intra-specific phenotypic differences along soil temperature gradients, but focused on body size as a fixed phenotypic trait of species. Doing so, we showed that warming resulted in an increased representation of species of smaller body size. This is in line with metabolic scaling theory showing that metabolic rate scales not only with temperature, but also with body mass, across all animal groups including Collembola (Brown *et al.* 2004; Meehan 2006). Moreover, Brown *et al.* (2004) showed that the universal metabolic scaling rules have the consequence that small species are favored at high temperature because small species have higher developmental rates and higher maximal rates of population growth than species of larger body size. In a warmer environment, one would therefore expect a shift towards smaller species, and indeed this is what we observed in both SWG and LWG. If we assume that other soil animals will also tend to be smaller when temperature increases, the potential consequences may be that turnover and growth of soil fauna in general will increase and strengthen their role in decomposition processes.

We hypothesized that epigeic and hemi-edaphic species would have an advantage as compared to eu-edaphic species when the temperature increases (Van Straalen 1994; Bokhorst *et al.* 2012). Due to the method of sampling we have no reliable estimates of the abundance of epigeic species. However, it seemed that the hemi-edaphic species increased their abundance with warming in the short-term (SWG), whereas eu-edaphic species as a whole were either unresponsive or slightly negatively influenced by warming (although this trend was only marginally significant). Interestingly, the abundance of hemi-edaphic species as a group decreased when warming had lasted for decades or centuries (LWG). This suggests that conditions have changed in the fragmentation layer (where the hemi-edaphic species primarily reside) as a result of long-term warming, for example a decrease in the quality of

organic matter. Other measurements at our study sites have shown that warming (even modest soil warming levels of 1 to 3 °C) has caused a substantial loss of soil organic matter in both SWG and LWG sites (Leblans 2016; Poeplau *et al.* 2017). This loss was mainly due to enhanced decomposition accompanied by a decrease in the quality of organic matter as celluloses disappear and material becomes enriched with chemical recalcitrant components. Such changes may negatively affect microbial biomass and activity and Collembola abundance (Berg *et al.* 1998; Berg, Kniese & Verhoef 1998). These changes in quality are much faster in fragmented litter than in humus (where the eu-edaphic species primarily reside) which may also explain why hemi-edaphic, but not eu-edaphic species were affected by warming. These explanations remain speculative, however, since we have no suitable data to support them in this particular case study.

As judged from the functional diversity indices (FRic and RaoQ), despite a drop in functional diversity in the short-term, the Collembola community displayed a considerable resilience toward warming in the long-term. This is remarkable since the change in temperature was almost 10 °C (almost triple the current mean Ts of un-warmed areas), and much higher than other field studies have applied (Blankinship, Niklaus & Hungate 2011). Perhaps contradictory to these results, we observed a reduction in taxonomic diversity (species richness) with warming in both SWG and LWG. However, the decrease in species richness was modest (ca. 10 % lower than at control temperature) compared to the substantial decrease in functional diversity.

Two mechanisms may have played a role in the small difference between Collembola communities along the thermal gradient in the LWG plots. First, species that were lost in the warmed soils may have been replaced by more tolerant species having the same ecological traits. For example, abundance of the hemi-edaphic species *Folsomia quadrioculata* decreased with temperature in LWG, whereas *Sphaeridia pumilis* (with almost

Accepted Article

the same multiple-trait combination) had the highest abundance in warmed plots (Supplementary Table S4). Second, natural selection favoring the individuals with highest fitness under the warmer conditions may have led to evolutionary adaptation of species. (Hoffmann & Parsons 1991). Alternatively, phenotypic plasticity may drive convergence of trait values in communities under higher temperatures (Le Lann *et al.* 2014), which may be mitigated in the longer term by divergent selection on species. In our study, two eu-edaphic species (*Protaphorura pseudovanderdrifti* and *Isotomiella minor*) were negatively influenced by warming in SWG, whereas this effect was absent or alleviated in LWG suggesting that genetic adaptation could have occurred over a longer time period. Our ongoing laboratory studies on the former of these species may provide an answer to this question. It has been shown in similar climate change studies that micro-evolutionary responses can take place rather quickly, i.e. over a few years and relatively few generations (Van Doorslaer *et al.* 2007; Bataillon *et al.* 2016). If rapid evolutionary responses are common and applicable to other species, such responses should be included when predicting species distributions based on current climate change projections. Our present field study suggests that evolutionary processes do play a part in the observed differences of the Collembola communities when comparing short-term and long-term scenarios, but this should be confirmed with experimental evidence.

Although the Collembola community was apparently only temporarily affected by substantial warming, long-term climate change can have drastic effects on functionality of the soil. Hence, the apparent resilience of Collembola functional diversity, which is only one aspect of the ecosystem, should not lead us to conclude that overall soil functionality will not be affected in the most likely future climate change scenario, but it shows that soil fauna communities can have considerable potential for adjusting to climate change.

Author Contributions Statement

BDS, NIWL, BKE, JE, MPB, KI-M and MH conceived the ideas and designed methodology; MH, SS and NIWL collected the data; BKE, JE, MPB and MH analysed the data; MH, MPB and BKE led the writing of the manuscript. All authors contributed critically to the drafts and gave final approval for publication. The authors declare no conflicts of interest.

Acknowledgements

The authors are indebted to E. Jørgensen and Z. Gavor for their excellent technical assistance in Collembola extraction and identification. Four anonymous reviewers are thanked for relevant and constructive comments to earlier drafts of the manuscript. MH was supported by a grant from the Danish Research Council (Grant no. DFF-4002-00384) and a Skou senior fellowship at AIAS. NL was supported by the Research Foundation – Flanders with a FWO aspirant grant (Grant no. 11G1615N) and BDS by Icelandic Research Council (Grant no. 163272-051). This work contributes also to the SNS funded Nordic CAR-ES III project and the ClimMani COST Action (ES1308).

Data accessibility

DData deposited in the Dryad Digital Repository: doi:10.5061/dryad.21fm7 (Holmstrup et al. 2018)

References

- Atkinson, D. & Sibly, R.M. (1997) Why are organisms usually bigger in colder environments? Making sense of a life history puzzle. *Trends in Ecology & Evolution*, **12**, 235-239.
- Bahrndorff, S., Loeschke, V., Pertoldi, C., Beier, C. & Holmstrup, M. (2009) The rapid cold hardening response of Collembola is influenced by thermal variability of the habitat. *Functional Ecology*, **23**, 340-347.
- Bataillon, T., Galtier, N., Bernard, A., Cryer, N., Faivre, N., Santoni, S., Severac, D., Mikkelsen, T.N., Larsen, K.S., Beier, C., Sorensen, J.G., Holmstrup, M. & Ehlers, B.K. (2016) A replicated climate change field experiment reveals rapid evolutionary response in an ecologically important soil invertebrate. *Global Change Biology*, **22**, 2370-2379.
- Bates, D., Machler, M., Bolker, B.M. & Walker, S.C. (2015) Fitting linear mixed-effects models using lme4. *Journal of Statistical Software*, **67**, 1-48.
- Bengtsson, G., Hedlund, K. & Rundgren, S. (1994) Food-dependent and density-dependent dispersal - evidence from a soil collembolan. *Journal of Animal Ecology*, **63**, 513-520.
- Bengtsson, J. (2002) Disturbance and resilience in soil animal communities. *European Journal of Soil Biology*, **38**, 119-125.
- Berg, M.P., Kiers, E.T., Driessen, G., van der Heijden, M., Kooi, B.W., Kuenen, F., Liefting, M., Verhoef, H.A. & Ellers, J. (2010) Adapt or disperse: understanding species persistence in a changing world. *Global Change Biology*, **16**, 587-598.
- Berg, M.P., Kniese, J.P., Bedaux, J.J.M. & Verhoef, H.A. (1998) Dynamics and stratification of functional groups of micro- and mesoarthropods in the organic layer of a Scots pine

forest. *Biology And Fertility Of Soils*, **26**, 268-284.

Berg, M.P., Kniese, J.P. & Verhoef, H.A. (1998) Dynamics and stratification of bacteria and fungi in the organic layers of a Scots pine forest soil. *Biology And Fertility Of Soils*, **26**, 313-322.

Berman, D., Meshcheryakova, E., Alfimov, A. & Leirikh, A. (2002) Distribution of the earthworm *Dendrobaena octaedra* (Lumbricidae, Oligochaeta) in the northern holarctic is restricted by its insufficient freeze tolerance. *Zoological Journal*, **81**, 1210-1221.

Blankinship, J.C., Niklaus, P.A. & Hungate, B.A. (2011) A meta-analysis of responses of soil biota to global change. *Oecologia*, **165**, 553-565.

Bokhorst, S., Phoenix, G.K., Bjerke, J.W., Callaghan, T.V., Huyer-Brugman, F. & Berg, M.P. (2012) Extreme winter warming events more negatively impact small rather than large soil fauna: shift in community composition explained by traits not taxa. *Global Change Biology*, **18**, 1152-1162.

Brown, J.H., Gillooly, J.F., Allen, A.P., Savage, V.M. & West, G.B. (2004) Toward a metabolic theory of ecology. *Ecology*, **85**, 1771-1789.

Caballero, M., Baquero, E., Arino, A.H. & Jordana, R. (2004) Indirect biomass estimations in Collembola. *Pedobiologia*, **48**, 551-557.

Coulson, S.J., Hodkinson, I.D., Webb, N.R. & Harrison, J.A. (2002) Survival of terrestrial soil-dwelling arthropods on and in seawater: implications for trans-oceanic dispersal. *Functional Ecology*, **16**, 353-356.

Cragg, R.G. & Bardgett, R.D. (2001) How changes in soil faunal diversity and composition within a trophic group influence decomposition processes. *Soil Biology & Biochemistry*, **33**, 2073-2081.

da Silva, P.M., Berg, M.P., Serrano, A.R.M., Dubs, F. & Sousa, J.P. (2012) Environmental

factors at different spatial scales governing soil fauna community patterns in fragmented forests. *Landscape Ecology*, **27**, 1337-1349.

- Dunger, W. (1994) *Synopses on Palaearctic Collembola*. Staatliches Museum für Naturkunde, Görlitz.
- Estiarte, M., Vicca, S., Penuelas, J., Bahn, M., Beier, C., Emmett, B.A., Fay, P.A., Hanson, P.J., Hasibeder, R., Kigel, J., Kroel-Dulay, G., Larsen, K.S., Lellei-Kovacs, E., Limousin, J.M., Ogaya, R., Ourcival, J.M., Reinsch, S., Sala, O.E., Schmidt, I.K., Sternberg, M., Tielborger, K., Tietema, A. & Janssens, I.A. (2016) Few multiyear precipitation-reduction experiments find ashift in the productivity-precipitation relationship. *Global Change Biology*, **22**, 2570-2581.
- Faber, J.H. (1991) Functional classification of soil fauna: a new approach. *OIKOS*, **62**, 110-117.
- Fjellberg, A. (1998) *The Collembola of Fennoscandia and Denmark. Part I: Poduromorpha*. Brill, Leiden.
- Fjellberg, A. (2007) *The Collembola of Fennoscandia and Denmark. Part II: Entomobryomorpha and Symphypleona*. Brill, Leiden.
- Garcia-Palacios, P., Vandegehuchte, M.L., Shaw, E.A., Dam, M., Post, K.H., Ramirez, K.S., Sylvain, Z.A., de Tomasel, C.M. & Wall, D.H. (2015) Are there links between responses of soil microbes and ecosystem functioning to elevated CO₂, N deposition and warming? A global perspective. *Global Change Biology*, **21**, 1590-1600.
- Gisin, H. (1943) Ökologie und Lebensgemeinschaften der Collembolen im Schweizer Exkursionsgebiet Basels. *Revue Suisse de Zoologie*, **50**, 131-224.
- Hawes, T.C., Worland, M.R., Convey, P. & Bale, J.S. (2007) Aerial dispersal of springtails on the Antarctic Peninsula: implications for local distribution and demography. *Antarctic Science*, **19**, 3-10.

- Hoffmann, A.A. & Parsons, P.A. (1991) *Evolutionary Genetics and Environmental Stress*. Oxford University Press, Oxford.
- Holling, C.S. (1973) Resilience and stability of ecological systems. *Annual Review of Ecology and Systematics*, **4**, 1-23.
- Holmstrup, M. (1999) Cocoon production of *Aporrectodea longa* Ude and *Aporrectodea rosea* Savigny (Oligochaeta; Lumbricidae) in a Danish grass field. *Soil Biology & Biochemistry*, **31**, 957-964.
- Holmstrup, M., Sørensen, J.G., Schmidt, I.K., Nielsen, P.L., Mason, S., Tietema, A., Smith, A.R., Bataillon, T., Beier, C. & Ehlers, B.K. (2013) Soil microarthropods are only weakly impacted after 13 years of repeated drought treatment in wet and dry heathland soils. *Soil Biology & Biochemistry*, **66**, 110-118.
- Holmstrup, M., Ehlers, B. K., Slotsbo, S., Ilieva-Makulec, K., Sigurðsson, D. B., Leblans, N., Ellers, J. & Berg, M. P. (2018) Data from: Functional diversity of Collembola is reduced in soils subjected to short-term, but not long-term, geothermal warming. Dryad Digital Repository. doi:10.5061/dryad.21fm7
- Hopkin, S.P. (1997) *Biology of the Springtails*. Oxford University Press, Oxford.
- Huey, R.B. & Kingsolver, J.G. (1989) Evolution of thermal sensitivity of ectotherm performance. *Trends in Ecology & Evolution*, **4**, 131-135.
- Hättenschwiler, S., Tiunov, A.V. & Scheu, S. (2005) Biodiversity and litter decomposition in terrestrial ecosystems. *Annual Review of Ecology Evolution and Systematics*, pp. 191-218.
- IPCC (2013) *Working Group I Contribution to the IPCC Fifth Assessment Report Climate Change 2013: The Physical Science Basis. Summary for Policymakers*. IPCC, Geneva.
- Kellermann, V., Overgaard, J., Hoffmann, A.A., Fløjgaard, C., Svenning, J.C. & Loeschke,
- This article is protected by copyright. All rights reserved.

- V. (2012) Upper thermal limits of *Drosophila* are linked to species distributions and strongly constrained phylogenetically. *Proceedings of the National Academy of Sciences of the United States of America*, **109**, 16228-16233.
- Krivolutsky, D. (2001) The oribates (Oribatei) in the plumage of birds. *J. Parasitology*, **35**, 275-283.
- Krogh, P. & Pedersen, M. (1997) Ecological effects assessment of industrial sludge for microarthropods and decomposition in a spruce plantation. *Ecotoxicology and Environmental Safety*, **36**, 162-168.
- Kuznetsova, N.A. (2002) Biotopic groups of collembolans in the mixed forest subzone of eastern Europe. *Entomological Review*, **82**, 1047-1057.
- Kuznetsova, N.A. (2003) Humidity and distribution of springtails. *Entomological Review*, **83**, 230-238.
- Kærsgaard, C.W., Holmstrup, M., Malte, H. & Bayley, M. (2004) The importance of cuticular permeability, osmolyte production and body size for the desiccation resistance of nine species of Collembola. *Journal of Insect Physiology*, **50**, 5-15.
- Laliberte, E. & Legendre, P. (2010) A distance-based framework for measuring functional diversity from multiple traits. *Ecology*, **91**, 299-305.
- Le Lann, C., Visser, B., Meriaux, M., Moiroux, J., van Baaren, J., van Alphen, J.J.M. & Ellers, J. (2014) Rising temperature reduces divergence in resource use strategies in coexisting parasitoid species. *Oecologia*, **174**, 967-977.
- Leblans, N.I.W. (2016) Natural gradients in temperature and nitrogen: Iceland represents a unique environment to clarify long-term global change effects on carbon dynamics. PhD Thesis, University of Antwerpen.
- Leblans, N.I.W., Sigurdsson, B.D., Vicca, S., Fu, Y., Penuelas, J. & Janssens, I.A. (in press) Phenological responses of Icelandic subarctic grasslands to short-term and long-term

natural soil warming. *Global Change Biology*.

Lee, K. (1985) *Earthworms. Their Ecology and Relationships With Soils and Land Use*.

Academic press, Sydney.

Lindberg, N. & Bengtsson, J. (2005) Population responses of oribatid mites and collembolans after drought. *Applied Soil Ecology*, **28**, 163-174.

Makkonen, M., Berg, M.P., van Hal, J.R., Callaghan, T.V., Press, M.C. & Aerts, R. (2011) Traits explain the responses of a sub-arctic Collembola community to climate manipulation. *Soil Biology & Biochemistry*, **43**, 377-384.

McGill, B.J., Enquist, B.J., Weiher, E. & Westoby, M. (2006) Rebuilding community ecology from functional traits. *Trends in Ecology & Evolution*, **21**, 178-185.

Meehan, T.D. (2006) Mass and temperature dependence of metabolic rate in litter and soil invertebrates. *Physiological and Biochemical Zoology*, **79**, 878-884.

Michielsen, L. (2014) Plant communities and global change: adaptation by changes in present species composition or adaptation in plant traits. A case study in Iceland. Unpublished Master Thesis, University of Antwerp, Antwerp.

Moretti, M., Dias, A.T.C., de Bello, F., Altermatt, F., Chown, S.L., Azcarate, F.M., Bell, J.R., Fournier, B., Hedde, M., Hortal, J., Ibanez, S., Ockinger, E., Sousa, J.P., Ellers, J. & Berg, M.P. (2017) Handbook of protocols for standardized measurement of terrestrial invertebrate functional traits. *Functional Ecology*, **31**, 558-567.

O'Gorman, E.J., Benstead, J.P., Cross, W.F., Friberg, N., Hood, J.M., Johnson, P.W., Sigurdsson, B.D. & Woodward, G. (2014) Climate change and geothermal ecosystems: natural laboratories, sentinel systems, and future refugia. *Global Change Biology*, **20**, 3291-3299.

Parmesan, C. & Yohe, G. (2003) A globally coherent fingerprint of climate change impacts across natural systems. *Nature*, **421**, 37-42.

- Pavoine, S. & Bonsall, M.B. (2011) Measuring biodiversity to explain community assembly: a unified approach. *Biological Reviews*, **86**, 792-812.
- Poepplau, C., Kätterer, T., W., L.N.I. & Sigurdsson, B.D. (2017) Sensitivity of soil carbon fractions and their specific stabilisation mechanisms to extreme soil warming in a subarctic grassland. *Global Change Biology*, **23**, 1316-1327.
- Ponge, J.F., Dubs, F., Gillet, S., Sousa, J.P. & Lavelle, P. (2006) Decreased biodiversity in soil springtail communities: the importance of dispersal and landuse history in heterogeneous landscapes. *Soil Biology & Biochemistry*, **38**, 1158-1161.
- Radujković, D., Verbruggen, E., Sigurdsson, B.D., Leblans, N., Janssens, I., Vicca, S. & Weedon, J. (in press) Prolonged exposure does not increase soil microbial community compositional response to warming along geothermal gradients. *FEMS Microbiology Ecology*.
- Seastedt, T.R. (1984) The role of microarthropods in decomposition and mineralization processes. *Annual Review of Entomology*, **29**, 25-46.
- Sheridan, J.A. & Bickford, D. (2011) Shrinking body size as an ecological response to climate change. *Nature Climate Change*, **1**, 401-406.
- Sigurdsson, B.D., Leblans, N.I.W., Dauwe, S., Guðmundsdóttir, E., Gundersen, P., Gunnarsdóttir, G.E., Holmstrup, M., Ilieva-Makulec, K., Kätterer, T., Marteinsdóttir, B., Maljanen, M., Oddsdóttir, E.S., Ostonen, I., Peñuelas, J., Poepplau, C., Richter, A., Sigurðsson, P., Van Bodegom, P., Wallander, H., Weedon, J. & Janssens, I. (2016) Geothermal ecosystems as natural climate change experiments: The ForHot research site in Iceland as a case study. *Icelandic Agricultural Science*, **29**, 53-71.
- Sinclair, B.J., Marshall, K.E., Sewell, M.A., Levesque, D.L., Willett, C.S., Slotsbo, S., Dong, Y.W., Harley, C.D.G., Marshall, D.J., Helmuth, B.S. & Huey, R.B. (2016) Can we predict ectotherm responses to climate change using thermal performance curves and

body temperatures? *Ecology Letters*, **19**, 1372-1385.

Van Dooremalen, C., Berg, M.P. & Ellers, J. (2013) Acclimation responses to temperature vary with vertical stratification: implications for vulnerability of soil-dwelling species to extreme temperature events. *Global Change Biology*, **19**, 975-984.

Van Doorslaer, W., Stoks, R., Jeppesen, E. & De Meester, L. (2007) Adaptive microevolutionary responses to simulated global warming in *Simocephalus vetulus*: a mesocosm study. *Global Change Biology*, **13**, 878-886.

Van Straalen, N.M. (1994) Adaptive significance of temperature responses in Collembola. *Acta Zool. Fennica*, **195**, 135-142.

Villegger, S., Mason, N.W.H. & Mouillot, D. (2008) New multidimensional functional diversity indices for a multifaceted framework in functional ecology. *Ecology*, **89**, 2290-2301.

Violle, C., Navas, M.L., Vile, D., Kazakou, E., Fortunel, C., Hummel, I. & Garnier, E. (2007) Let the concept of trait be functional! *OIKOS*, **116**, 882-892.

Walther, G.R., Post, E., Convey, P., Menzel, A., Parmesan, C., Beebee, T.J.C., Fromentin, J.M., Hoegh-Guldberg, O. & Bairlein, F. (2002) Ecological responses to recent climate change. *Nature*, **416**, 389-395.

Willmer, P., Stone, G. & Johnston, I. (2000) *Environmental Physiology of Animals*. Blackwell Science Ltd., Oxford.

Tables

Table 1. Description of functional traits and ecological preferences used in the analysis

Trait	Data type	Attribute
Life form	Ordinal	1 = epigeic
		2 = hemi-edaphic
		3 = eu-edaphic
Body mass	Quantitative	in μg
Dispersal ability	Ordinal	1 = low dispersal ability
		2 = high dispersal ability
Food preference	Ordinal	1 = chewing mouthparts
		2 = scratching mouthparts
		3 = piercing mouthparts
Moisture preference	Ordinal	1 = xerophilic
		2 = xero-mesophilic
		3 = mesophilic
		4 = meso-hygrophilic
		5 = hygrophilic
Habitat width	Ordinal	1 = stenotopic
		2 = eurytopic

Table 2. Description of the Collembola community in control plots at SWG and LWG (i.e. un-warmed plots at both sites). The table shows the abundances (individuals m⁻²) of dominant species and groups, species richness and selected community-weighted traits. All values are mean ± se (N = 5). Except for abundance of *Folsomia quadrioculata* there are no significant differences between sites. More information on the functional traits and ecological preferences are shown in Table 1.

Species/groups/traits	SWG	LWG
	mean ± se	mean ± se
<i>Folsomia manolachei</i> ^H	23687 ± 12513	22273 ± 2249
<i>Protaphorura pseudovanderdrifti</i> ^E	13929 ± 3235	17430 ± 5002
<i>Parisotoma notabilis</i> ^H	6258 ± 2220	7778 ± 3668
<i>Isotomiella minor</i> ^E	5338 ± 1434	8591 ± 1625
<i>Pseudanurophorus binoculatus</i> ^E	2864 ± 2440	2015 ± 1429
<i>Tullbergiinae spp</i> ^E	1697 ± 950	1874 ± 672
<i>Folsomia quadrioculata</i> ^H	177 ± 177	3712 ± 981
<i>Megalothorax minimus</i> ^E	1520 ± 329	848 ± 351
<i>Friesea truncata</i> ^H	318 ± 240	530 ± 274
Eu-edaphic Collembola	25526 ± 6160	30970 ± 5223
Hemi-edaphic Collembola	30511 ± 14399	34647 ± 5276
Epigeic Collembola	71 ± 71	0 ± 0
Total Collembola	56107 ± 18004	65617 ± 9251
Species richness	8.6 ± 0.5	8.8 ± 0.4
Life form	2.50 ± 0.08	2.47 ± 0.04
Body mass (µg)	10.63 ± 1.65	11.73 ± 1.55
Moisture preference	3.85 ± 0.06	3.94 ± 0.08
Habitat width	1.71 ± 0.07	1.75 ± 0.04
Dispersal ability	1.01 ± 0.00	1.01 ± 0.00
Food preference	1.01 ± 0.01	1.01 ± 0.01

^H hemi-edaphic; ^E eu-edaphic

Table 3. Summary of statistics for selected community-weighted mean traits and two indices of functional diversity (FRic and RaoQ) at the SWG and LWG sites. Significant effects are shown in **bold**. More information on the ecological traits can be found in Table 1.

Parameter	Source variable	SWG		LWG	
		χ^2	<i>P</i> -value	χ^2	<i>P</i> -value
Life form	mean temperature	60.5	<0.001	0.13	0.71
Body mass	mean temperature	14.43	0.00015	7.77	0.005
Habitat width	mean temperature	11.32	0.0008	1.25	0.26
Moisture preference	mean temperature	3.67	0.056	1.54	0.21
Dispersal ability	mean temperature	2.6	0.10	1.43	0.23
Food preference	mean temperature	0.0001	0.99	0.00011	0.99
FRic	mean temperature	13.62	<0.001	1.08	0.30
RaoQ	mean temperature	22.86	<0.001	1.77	0.18

Supporting Information

Additional Supporting Information may be found in the online version of this article:

Appendix S1. Data, showing temperature variation, Principal Component Analysis of functional and ecological traits, trait values for each species, summary statistics of additional data analysis and regression analysis of mean temperature and abundance of the ten most common species of Collembola.

Appendix S2. Data, Excell datasheet with data used in analysis

Figures

Figure 1. Overview of the ForHot study sites at Reykir, southern Iceland. Geothermal transects warmed since May 2008 were termed “short-term warming grassland” (SWG) and transects warmed for at least 50 years were termed “long-term warming grassland” (LWG). Each transect included five (SWG) or four (LWG) permanent study plots where mean annual soil temperature was unaltered (blue circles) or warmed by approximately 0.5 °C (green circles), +2 (yellow circles), +3.5 (orange circles) and +8 °C (red circles). Map made by S. H. Brink.

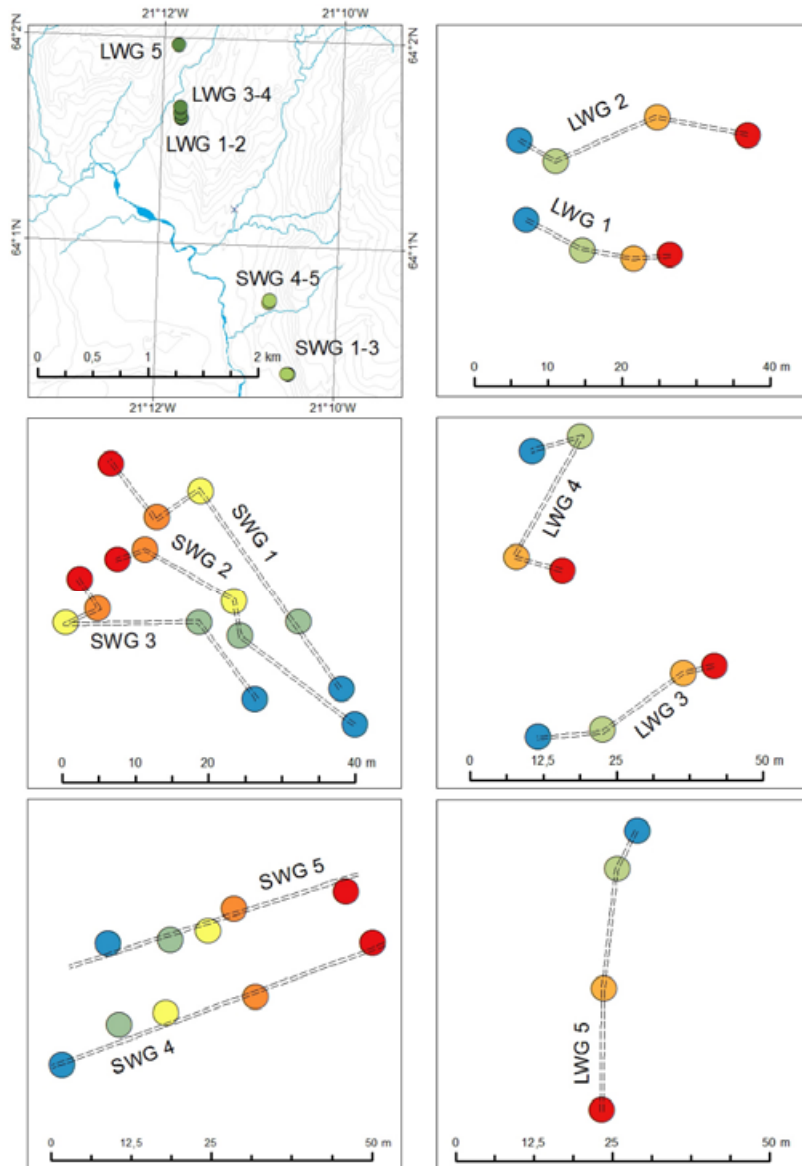


Figure 2. Mean temperature, mean overall temperature amplitude (i.e. seasonal variability) and mean diurnal temperature amplitude of un-warmed control plots at SWG and LWG.

Values are shown as mean \pm se ($N = 5$). Control plots of SWG and LWG do not differ significantly in their thermal characteristics (Student t-tests, NS). Temperature parameters are based on hourly measurements at 10 cm depth during the period from 8th of May 2013 until sampling of microarthropods (the 11th of September 2014).

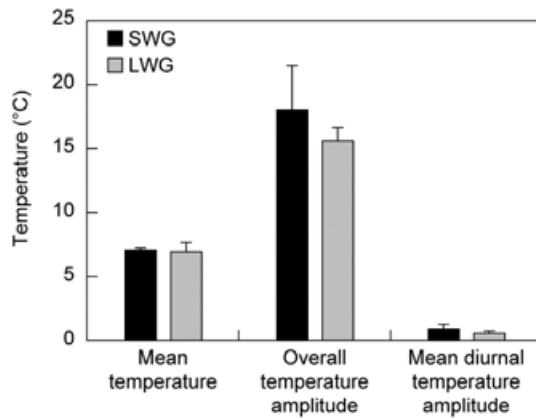


Figure 3. Species richness of Collembola at the SWG and LWG sites in relation to mean soil temperature. Soil warming had a significant negative effect on species richness at both sites. Lines show the slopes of the linear mixed model. Mean temperature is based on hourly measurements at 10 cm depth during the period from 8th of May 2013 until sampling of microarthropods (the 11th of September 2014).

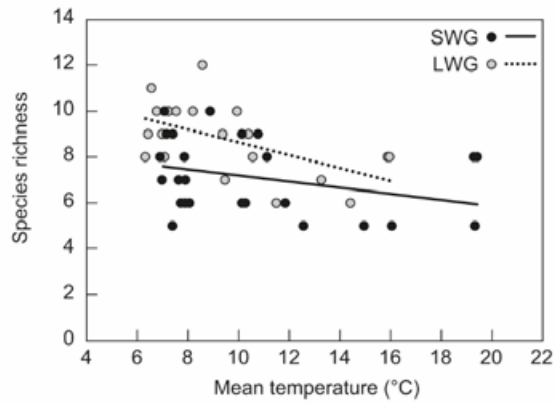


Figure 4. Abundance of hemi-edaphic Collembola at the SWG and LWG sites in relation to mean soil temperature. Soil warming had a significant positive effect on abundance at SWG, but a negative effect at LWG. Lines show the slopes of the linear mixed model. Mean temperature is based on hourly measurements at 10 cm depth during the period from 8th of May 2013 until sampling of microarthropods (the 11th of September 2014).

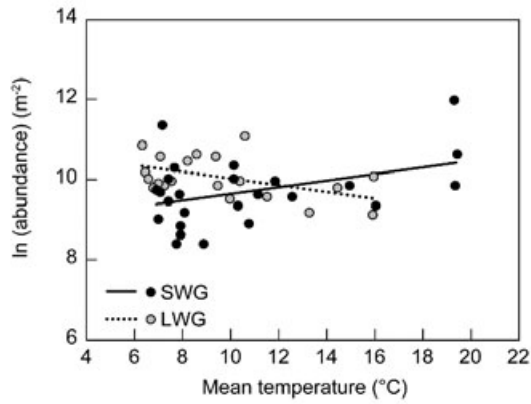


Figure 5. Life form trait (community-weighted mean values) of Collembola at the SWG and LWG sites in relation to mean soil temperature. Soil warming had significant effect on life form at SWG, but not at LWG. Line shows the slope of the linear mixed model. Note that a trait value of three indicates that the community is completely dominated by eu-edaphic species (Table 1). Mean temperature is based on hourly measurements at 10 cm depth during the period from 8th of May 2013 until sampling of microarthropods (the 11th of September 2014).

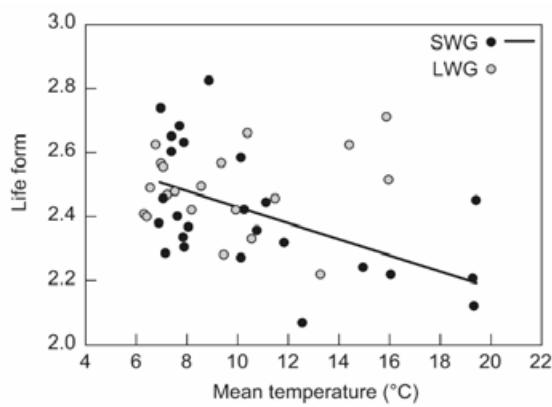


Figure 6. Body mass trait (community-weighted mean values) of Collembola at the SWG and LWG sites in relation to mean soil temperature. Soil warming had significant effect on body mass at both SWG and LWG. Lines show the slopes of the linear mixed model. Mean temperature is based on hourly measurements at 10 cm depth during the period from 8th of May 2013 until sampling of microarthropods (the 11th of September 2014).

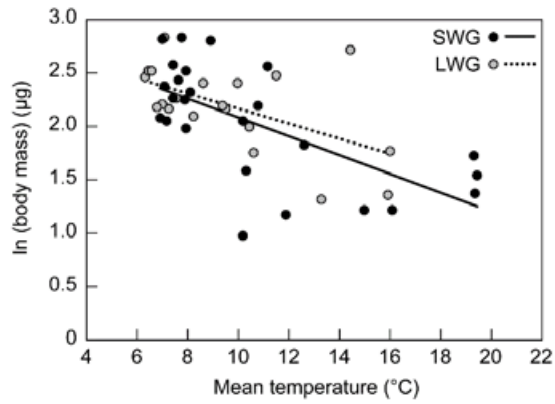


Figure 7. Habitat width trait (community-weighted) of Collembola at the SWG and LWG sites in relation to mean soil temperature. Soil warming had a significant effect on habitat width at SWG, but not at LWG. Line shows the slope of the linear mixed model. Note that a trait value of 1.41 ($\sqrt{2}$) indicates that the community is completely dominated by eurytopic species (Table 1). Mean temperature is based on hourly measurements at 10 cm depth during the period from 8th of May 2013 until sampling of microarthropods (the 11th of September 2014).

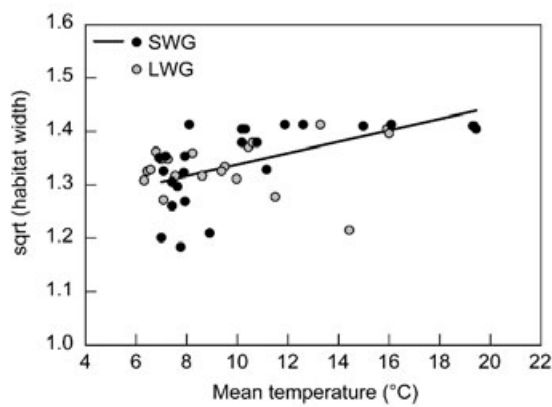


Figure 8. The functional richness index (FRic) of the Collembola community (upper panel) and Rao's quadratic entropy index of functional diversity (RaoQ) (lower panel) in relation to mean soil temperature. Soil warming had a significant effect on functional richness and RaoQ at SWG, but not at LWG. Lines show the slopes of the linear mixed model.

